



1. Please rate the following:					
	Poor	Okay	Good	Excellent	Response Count
Administration of the event	0.0% (0)	5.0% (1)	50.0% (10)	45.0% (9)	20
Venue and facilities	0.0% (0)	0.0% (0)	45.0% (9)	55.0% (11)	20
Convenience and suitability of location	4.5% (1)	36.4% (8)	40.9% (9)	18.2% (4)	22
Catering	0.0% (0)	11.1% (3)	70.4% (19)	18.5% (5)	27
	<i>answered question</i>				35
	<i>skipped question</i>				0

2. Did the Conference achieve its aims and objectives as you understood them to be?			
		Response Percent	Response Count
Not at all		5.7%	2
Not very well		0.0%	0
Fairly well		68.6%	24
Completely		25.7%	9
	<i>answered question</i>		35
	<i>skipped question</i>		0





3. Was the level of content			
		Response Percent	Response Count
Too elementary		0.0%	0
About right		88.6%	31
Too advanced		11.4%	4
Comments			11
<i>answered question</i>			35
<i>skipped question</i>			0



4. Was the subject relevant to your work			
		Response Percent	Response Count
Not at all relevant		5.7%	2
Relevant in part		65.7%	23
Very relevant		28.6%	10
Comments			3
<i>answered question</i>			35
<i>skipped question</i>			0

5. Presentations and Activities					
	Poor	Okay	Good	Excellent	Response Count
Martin Myhill - Walk-in Access Project	0.0% (0)	0.0% (0)	62.1% (18)	37.9% (11)	29
Chris Goddard - CyberLibrary	0.0% (0)	0.0% (0)	66.7% (22)	33.3% (11)	33
Maureen Wade - M25 Consortium	0.0% (0)	20.6% (7)	52.9% (18)	26.5% (9)	34
Paul Riley - Welsh eBooks Consortium	0.0% (0)	9.1% (3)	69.7% (23)	21.2% (7)	33
Matt Ramirez - JORUM	3.0% (1)	51.5% (17)	39.4% (13)	6.1% (2)	33
Julie Swain - University of Plymouth Partner Colleges	6.1% (2)	33.3% (11)	48.5% (16)	12.1% (4)	33
Noel Davis - Access Management	0.0% (0)	16.7% (4)	58.3% (14)	25.0% (6)	24
Cafe Conversations	6.1% (2)	36.4% (12)	48.5% (16)	9.1% (3)	33
Networking	0.0% (0)	9.1% (3)	78.8% (26)	12.1% (4)	33
Cross-sectoral Library representation	0.0% (0)	9.4% (3)	68.8% (22)	21.9% (7)	32
Resources to take away	0.0% (0)	27.3% (9)	66.7% (22)	6.1% (2)	33
	answered question				34
	skipped question				1

6. What, for you were the main strengths of the Conference?		Response Count
		31
	answered question	31
	skipped question	4

7. What, for you were the main weaknesses of the Conference?		
		Response Count
		31
<i>answered question</i>		31
<i>skipped question</i>		4

8. Please indicate your overall impression of the Conference			
		Response Percent	Response Count
Unsatisfactory		2.9%	1
Fairly Good		11.4%	4
Good		65.7%	23
Excellent		20.0%	7
		<i>answered question</i>	35
		<i>skipped question</i>	0

9. Would you be willing to be part of a Steering Group to take the Collaborative Access Agenda forward?			
		Response Percent	Response Count
Yes		25.0%	8
No		75.0%	24
		<i>answered question</i>	32
		<i>skipped question</i>	3

10. SWRLS and the RSC-South West are keen to work together on future events and activities to support the library communities across the sectors. Are there any specific themes that you would like us to consider?		
		Response Count
		14
	<i>answered question</i>	14
	<i>skipped question</i>	21

11. Anything else that you would like to tell us?		
		Response Count
		8
	<i>answered question</i>	8
	<i>skipped question</i>	27